

Finsa
Design

Fibracolour Natur Grooved VP-Mat

Board colored black in its mass, coated with natural wood veneer, grooved and finished with a high quality varnish.




Fibracolour Natur Grooved VP-Mat


Fibracolour Natur Grooved VP-Mat is a fiberboard colored black in its mass, coated with natural wood veneer, grooved and finished with varnish. The wood veneers offered are two high-quality species from the Studio Natur range: Rigato Oak and Merlot Walnut. On the Rigato Oak and to further enhance the wooden structure, the pore is opened by applying a surface treatment of soft brushing.


Advantages


EZ Low formaldehyde emissions *


* Our E-Z products have a low formaldehyde emission (< 0.05 ppm according to EN 717-1) and have a Certificate of compliance to meet the issuance requirements of US EPA TSCA Title VI and CARB Phase 2 formaldehyde (< 0.11 ppm ASTM E 1333).

 Excellent mechanical properties (flexural strength, pulling strength, shock resistance, etc.) and dimensional stability.


 Ease of machining (cutting and drilling) and installation.

 Pre-lacquered with transparent acrylic.


 Natural veneer surface.

 Plastic film on one side to prevent damage.

Applications

-  - Interior decoration in dry environments such as residential, hotels, work spaces...
- Wall panels, decorative coatings, separation of rooms...
- The varnished boards are ready to be processed without the need for any subsequent treatment.

Packaging

-  Palletized in packages of 24 boards protected with upper and lower cover.

Composition

Two models finished in a transparent natural tone made to provide consistency to the most demanding project.

- Rigato Oak 033 (A+): European quarter oak veneer jointed randomly with light variation in colour and structure (mix-matched).

- Merlot Walnut quality 033 (A+): American walnut quarter veneer jointed randomly trying to highlight the natural sinuosity of the veins of this noble wood.

The back of the panel is coated with wood veneer of species different from the face in Finsa 037 (B) quality.

There are two types of grooves available:

- Almería model with 8 mm wide grooves spaced 60 / 40 / 25 mm.

- Paris model with 8 mm wide grooves spaced every 50 mm.

Certifications






Office with Rigato Oak Almería

References


Product	Size (mm)	Thickness (mm)
Rigato Oak Grooved Almería 033 VP-Mat (brushed T1)	2850 x 600	17
Rigato Oak Grooved Paris 033 VP-Mat (brushed T1)	2850 x 600	17
Merlot Walnut Grooved Almería 033 VP-Mat	2850 x 600	17
Merlot Walnut Grooved Paris 033 VP-Mat	2850 x 600	17



Rigato Oak Almería



Rigato Oak Paris



Merlot Walnut Almería



Merlot Walnut Paris

General recommendations

Finish

Transparent extra matt varnishing on the grooved face and backing. It comes with the face protected with a removable plastic film. This film must be removed once the product is installed. In any case, it must be removed within six months after Finsa has supplied the product.

Storage and handling conditions

The board should be stored in ventilated and dry places, protected from sun and rain.

The pallets should be placed on a level and flat surface, and the boards should be kept packed in conditions similar to those of the original packaging for the proper maintenance of their properties. When the packages are stacked, the vertical alignment of the supports is recommended to avoid deformations. Avoid that the board is subjected to differentiated humidity and temperature conditions on each of its faces.

Acclimatization

Wood and any board derived from it, due to its hygroscopic properties, captures and releases moisture from the surrounding environment, depending on the temperature and humidity conditions of said environment, which causes dimensional variations.

Before its processing, it is recommended to acclimatize the boards to the environment for at least 72 hours before its use. In the case of installation on site (cladding, room dividers, etc.), they must be stabilized at the installation site to achieve balance and minimize dimensional variations once installed.

Cutting

For cutting and machining the board, the usual tools for other boards derived from wood can be used, although parameter adjustments (cutting speed, feed rate) are necessary for a good final finish. Follow the recommendations of the manufacturer of the machine to be used.

Installation

Like other wood products, panels can experience expansion due to changes in humidity and temperature in the environment. This can cause slight movements or warping in the panels that we must anticipate during the installation.

These panels, once finished with oil or varnish, are suitable for installation only in dry environments with values between 20 and 65% humidity, and with good ventilation.

Separation of at least 10 mm with the pavement to avoid the transmission of moisture.

In wall covering, it is recommended to leave an expansion joint on one of the sides or distributed between both sides of the room equivalent to 2.5 mm per meter of panel placed, and with a longitudinal limitation of a maximum of 7 meters to avoid stress or movement of the board by expansion. For installation on longer walls it is necessary to leave an expansion joint between panels.

In the case of gluing directly on walls, you must ensure that there is no moisture and always use an elastic putty that allows the absorption of possible expansions, with a single fixed anchor point per panel, if necessary. Always following the manufacturer's application recommendations.

In the case of using mechanical fixing on battens, there must not be more than one single fixed point in the entire assembly unit, the rest of the fixing points must allow movement. In the case of using countersunk screws, they will be placed with support rosettes. If it is a round head screw it will cover the slide hole.

Technical data

Properties (thicknesses from 13 to 20mm)	Norm	Value
Density	EN 323	740-710 kg/m ³
Internal traction	EN 319	0,55 N/mm ²
Bending strength	EN 310	20 N/mm ²
Modulus of elasticity	EN 310	2200 N/mm ²
Swelling after immersion in water	EN 317	12%
Humidity	EN 322	7 ± 3%
Surface traction	EN 311	1,2 N/mm ²
Dimensional tolerances thickness	EN 324-1	+0,1/-0,5 mm
Dimensional tolerances length and width	EN 324-1	+0/-5 mm

* Density given as an indication for the raw panel before grooving. These physical-mechanical values satisfy/improve the values established in the European standard EN 622-5:2009, table 3. - Requirements for boards for general use in a dry environment (type MDF).

Finsa

finsa.com

